

# **What are the functions of a photoresistor module**





## Overview

---

A photoresistor (also known as a light-dependent resistor, LDR, or photoconductive cell) is a component that decreases in as a result of increasing (light) on its sensitive surface, in other words, it exhibits. A photoresistor can be used in light-sensitive detector circuits and light-activated and dark-activated switching circuits acting as a resistance.



## What are the functions of a photoresistor module

---



### Photoresistor: Basics and Arduino Tutorial

Photoresistor: Basics and Arduino Tutorial  
Photoresistor: Basics and Arduino Tutorial  
Photoresistor or light-dependent resistor  
(abbreviated as LDR) or

[Contact Us](#)



### Photoresistor Basics: Types, Principles and Applications

The article introduces the photoresistor's main characteristics and principles including the working principle and structural principle. There are three

### What is the purpose of a photoresistor?

A photoresistor, also known as a light-dependent resistor (LDR), is a fantastically useful component! Its resistance changes depending on the intensity of light shining on it.

[Contact Us](#)



### Photoresistor

Photoresistor definition The name photoresistor is the combination of words: photon (light particles) and resistor. A photoresistor is a type of resistor whose resistance


[Contact Us](#)



### Light Dependent Resistor with Arduino - Meganano

Welcome to the World of Sensors and Modules with Arduino! The Light Dependent Resistor (LDR), also known as a photoresistor, is a key component in

[Contact Us](#)



### How to Use a Photoresistor (or Photocell)

A photoresistor or photocell is a light-controlled variable resistor. The resistance of a photoresistor decreases with increasing incident light intensity. A

[Contact Us](#)



### Photoresistor

A photoresistor (also known as a light-dependent resistor, LDR, or photo-conductive cell) is a passive component that decreases in resistance as a result of increasing illuminance (light) on its sensitive surface, in other words, it exhibits photoconductivity. A photoresistor can be used in light-sensitive detector circuits and light-activated and dark-activated switching circuits acting as a semiconductor resistance. In the dark, a






## What are Photoresistors?

Photoresistors, also known as light-dependent resistors (LDRs), are passive components whose resistance decreases as the intensity of incident light

[Contact Us](#)

[Contact Us](#)



## What Is a Photoresistor and How Does It Work?


A photoresistor is an electronic component whose electrical resistance changes based on how much light hits it. In darkness, a typical photoresistor has very high resistance (often in the megaohm

[Contact Us](#)

## How Does a Photoresistor Work?

Understanding how a photoresistor works helps you design better circuits and apply them effectively in real-world applications. In this article, we'll explain in detail the inner workings of

[Contact Us](#)



## Photoresistor Module -- SunFounder Ultimate Sensor

A photoresistor module is a device that can detect the intensity of light in the environment. It can be used for various purposes, such as adjusting the

[Contact Us](#)



## What is a Photoresistor? Types, construction, working,

What photoconductivity basically is? It is the phenomenon which improves the conductivity of the material by absorbing electromagnetic radiation. The radiation

[Contact Us](#)



## Photoresistor - Symbol, Working, Types & Applications

Photoresistor - A Detailed Guide While walking through the streets in the evening, have you ever noticed how the street lights turn on automatically as

[Contact Us](#)



## What Is a Photoresistor and How Does It Work?

A photoresistor is an electronic component that responds to the presence and absence of light. Also known as a Light-Dependent Resistor (LDR), it is a passive sensor, meaning it does not

[Contact Us](#)



## How to Use a Photoresistor With an Arduino?

In the vast world of electronics, photoresistors play a pivotal role due to their light-sensitive properties. This article will guide you step-by-step through the process

[Contact Us](#)





## Photoresistor(LDR) : Working Principle, Types and

A photoresistor can be utilized in light-sensitive detector circuits, light-activated switching circuits, and dark-activated switching circuits as a resistance

[Contact Us](#)



## Photo Resistor

In the area of digital additives, few devices play a function as crucial as the photoresistor. This unassuming yet powerful aspect, also known as a light

[Contact Us](#)



## Photoresistor Sensor Module with Arduino - Step by

The Photoresistor Sensor module, also known as a Light Dependent Resistor (LDR), is an essential component for light sensing applications with

[Contact Us](#)



## Arduino

Arduino - Light Sensor Arduino Uno's pin A0 to A5 can work as the analog input. The analog input pin converts the voltage (between 0v and VCC) into integer values

[Contact Us](#)

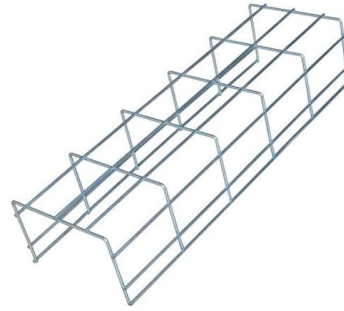




## Photoresistor Module -- SunFounder Ultimate Sensor

Photoresistor Module Introduction A photoresistor module is a device that can detect the intensity of light in the environment. It can be used for various purposes, such

[Contact Us](#)



### What Is a Photoresistor (LDR)? Working Principle and Uses

When light photons strike the surface of the photoresistor, they provide energy to the electrons in the semiconductor material, allowing them to move freely and thereby reduce resistance.

[Contact Us](#)

### What are Photoresistors and How Do They Work?

A photoresistor is a passive electronic component whose resistance decreases as the intensity of light increases. It functions on the principle of


[Contact Us](#)



### How Photoresistors Work, Types, and Common Uses

But what exactly is a photoresistor, how does it work, what types are available, and where are they commonly used? Let's explore everything you need

[Contact Us](#)





## How to Use Photoresistor Module: Examples, Pinouts,

Learn how to use the Photoresistor Module with detailed documentation, including pinouts, usage guides, and example projects. Perfect for students, hobbyists, and

[Contact Us](#)



## Photoresistor

A photoresistor is a type of resistor whose resistance decreases when the intensity of light increases. In other words, the flow of electric current through the

[Contact Us](#)

## Photoresistor: Basics and Arduino Tutorial

Home / Community / blog / Photoresistor: Basics and Arduino Tutorial Photoresistor: Basics and Arduino Tutorial Photoresistor or light-dependent

[Contact Us](#)



Network Cabinet & Rack



## Photoresistor: Basics and Arduino Tutorial

7.2 Measuring Light Intensity Using a Photoresistor (Arduino) In the data collection of smart home, the measurement of light intensity is also very

[Contact Us](#)



## Photoresistor: Basics and Arduino Tutorial

The photoresistor is very sensitive to light, and it shows a high resistance state when there is no light, and the dark resistance can generally

[Contact Us](#)



## Contact Us

---

For datasheets, pricing, or custom fiber access solutions, please visit:  
<https://www.frindel.es>