

# Light-sensing trigger module





## Overview


---

By using an LDR sensor, which is sensitive to changes in light intensity, and an Arduino microcontroller, which can process the sensor's data and control an LED, you can create projects that can react to changes in ambient light, such as street lighting, automatic room. Sunrom Electronic components distributor with huge selection in stock and ready to ship same day with no minimum orders. Our optical sensing ranges from 312uLux to 167kLux enabling use in a variety of lighting conditions including dim, bright, and behind covered material. With an emphasis on automatic display brightness, LED brightness, and color adjustment applications, our latest light sensors are designed to. The LDR's analog output is read through the Arduino's ADC, and when the light level drops below a set threshold, the system automatically switches on the LED and activates the buzzer. 2 The sensitivity of the auto-trigger can be changed or can be read by an Arduino as analog voltage. This 4-piece digital LDR light sensor module set features adjustable threshold sensitivity via built-in potentiometer and dual output modes (digital and analog) for versatile light detection applications.



## Light-sensing trigger module

---



### Light Sensitive Relay Module 5V


The light sensor on the module is a light detecting photodiode . The brightness level trip-point for triggering the relay can be adjusted using the potentiometer on the

[Contact Us](#)

### Light Sensor: A Simple Arduino Tutorial - Easyelecmodule

A light sensor is a type of sensor that monitors light intensity. This article mainly introduces the basic information of light sensors and several

[Contact Us](#)




### LDR Light Detection System

LDR Light Detection System I built a small light-sensing system using an LDR, an LED, and a buzzer to detect darkness and trigger an alert. The LDR's

[Contact Us](#)

### Licht / Light Diode Sensor Modul LM393-N - IoT

Das Diode Licht Sensor Modul verfügt über eine lichtempfindliche Diode zur Detektion von sichtbarem Licht. The Diode Light Sensor Module is based on a



### **LM393 Light Detection Sensor Module (4-pin LM393)**

This module combines a photoresistor (LDR) with an LM393 comparator, providing both analog light level output and a digital ON/OFF output with an adjustable

[Contact Us](#)



### **Arduino Light Sensor Guide: Projects & Applications**

Explore Arduino light sensor projects and applications. Learn how to use light sensors with Arduino for your next DIY electronics project!

[Contact Us](#)



### **TGL Technologies , LM393 Photosensitive Light Sensor LDR Module**

Discover the LM393 Photosensitive Light Sensor LDR Module, ideal for detecting ambient brightness and light intensity. Compatible with Arduino and Raspberry Pi, it features adjustable sensitivity, digital


[Contact Us](#)





Learn how a LDR light sensor module works, how to connect the LDR light sensor module to Arduino, how to program Arduino to detect the light. The detail

[Contact Us](#)



### How to use LDR Sensor Module with Arduino

LDR Sensor Module (Light Dependent Resistor) A photoresistor module serves as a light intensity detection device in various environments. It has

[Contact Us](#)

### How to detect light using an Arduino

When using a light sensor module, refer to its datasheet or documentation to understand its pinout and operating characteristics. How are

[Contact Us](#)



### Arduino

Learn how to use light sensor to control LED. The detail instruction, code, wiring diagram, video tutorial, line-by-line code explanation are provided to help you

[Contact Us](#)






## Light activated switch circuit using LDR and IC 555

The circuit comprises of two divisions one is LDR, the light sensing element and another one is 555 activator. The LDR is paired with Resistor R1 to

[Contact Us](#)



## Light sensors

Our latest light sensors are designed from the ground up, with a low-power architecture to help bring you accurate light sensing into battery-operated applications that require lower power consumption in

[Contact Us](#)

## Proximity and ambient light sensing (ALS) module

Combining an IR emitter, a range sensor and an ambient light sensor in a three-in-one ready-to-use reflowable package, the VL6180X is easy to integrate and saves the end-product maker long and

[Contact Us](#)



## Arduino

Learn how to use light sensor to control servo motor. The detail instruction, code, wiring diagram, video tutorial, line-by-line code explanation are provided to help

[Contact Us](#)



## Light Sensor

Learn: how light sensor works, how to connect light sensor to ESP32, how to code for light sensor, how to program ESP32 step by step. The detail instruction, code,

[Contact Us](#)



### DIYables LDR Light Sensor Module for Arduino, ESP32,

This 4-piece digital LDR light sensor module set features adjustable threshold sensitivity via built-in potentiometer and dual output modes (digital and analog)

[Contact Us](#)



### Light Sensor Triggers LED - Arduino Tutorial

Introduction Interfacing a Light-dependent resistor (LDR) with an Arduino microcontroller to control an LED based on the ambient light level is a simple yet powerful way to create projects that

[Contact Us](#)



### Light Sensor Triggers LED - Arduino Tutorial

When the LDR's resistance is high (indicating a low light level), the LED can be turned on, and when the LDR's resistance is low (indicating a high light level), the LED can be turned off.

[Contact Us](#)



### Light Sensor Triggers LED



Interfacing a Light-dependent resistor (LDR) with an Arduino microcontroller to control an LED based on the ambient light level is a simple yet powerful way to create projects that can adapt to

[Contact Us](#)



### 15 Best Arduino Light Sensor Modules That Will

The top 15 Arduino light sensor modules that will brighten your projects, offering accuracy and ease of use, are waiting to be explored in detail.

[Contact Us](#)

### VL6180X , Product

Combining an IR emitter, a range sensor and an ambient light sensor in a three-in-one ready-to-use reflowable package, the VL6180X is easy to integrate and saves the end-product maker long and

[Contact Us](#)



### LDR sensor with Arduino - How to use (with examples)

Learn how to use a Light Dependent Resistor with Arduino. This post will cover the basics of the LDR and how to use it to turn on a light when it's dark.

[Contact Us](#)





## Light Sensor including Photocell and LDR Sensor

Electronics Tutorial about Light Sensor including Photocells, LDR, Photodiodes, Phototransistors, Photovoltaic Cells and Light Dependent Resistor

[Contact Us](#)



## Contact Us

---

For datasheets, pricing, or custom fiber access solutions, please visit:  
<https://www.frindel.es>