


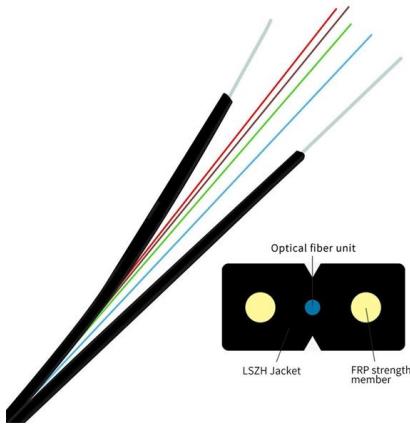
# **Installation Instructions for 2U Earthquake-Resistant Server Racks in Pakistan**





## Installation Instructions for 2U Earthquake-Resistant Server Racks i

---



### How to Earthquake-Proof a Data Center , AMCO


Do you need seismic server racks for your data center? AMCO Enclosures have what you need to keep your data center secure in the event of a man-made or natural catastrophe. To learn more about our

[Contact Us](#)

### 2U Slide Rail Installation Guide

The installation of this product must be performed by trained specialists; otherwise, a non-specialist might create the risk of the system's falling to the ground or other damages.

[Contact Us](#)



### How to Setup a Server Rack: Tips and Tricks {Step-by


This article outlines the steps to setup a server rack and offers the tips and tricks for securely building the rack.

[Contact Us](#)



### Rack installation instructions

When you install a 2U server, be sure to install the rails in the bottom U of the 2U area in the rack. Cage nuts and clip nuts may be required to install the server in a rack cabinet. Your server might look



### 2CRSI MONA 2U SERIES INSTALLATION MANUAL Pdf Download

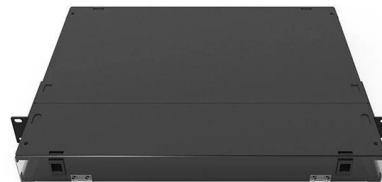
View and Download 2crsi Mona 2U Series installation manual online. Rack Server. Mona 2U Series server pdf manual download.

[Contact Us](#)

### SANnet II Family Rack Installation Guide for 2U Arrays

To reduce the weight of the array during the rackmounting procedure, refer to the SANnet II Family FRU Installation Guide for your array, and follow instructions on removing drives and power supplies.

[Contact Us](#)



### 122-2447\_installation\_instructions

Install the equipment: Slide the equipment all the way in. Tighten the (3) Pan Head Screws on the back of the left slide rail. Slide the equipment out about 8 inches and tighten the (3) Pan Head Screws on

[Contact Us](#)





## LENOVO 2U INSTALLATION INSTRUCTIONS

View and Download Lenovo 2U installation instructions manual online. Rack Server. 2U server pdf manual download.

[Contact Us](#)



### MNL-0642

This manual is written for professional system integrators and PC technicians. It provides information for the installation and use of the Super- Server 6021F. Installation and maintenance should be

[Contact Us](#)



### Surviving an Earthquake: The EZ Seismic Cabinet

That's why businesses in critical industries are looking beyond standard racks and demanding solutions that are built to withstand seismic conditions. What Makes a

[Contact Us](#)



### Standard-Depth Server Rack Cabinet, Seismic Certified,

SR42UBZ has been designed and tested to meet Telcordia GR-63-CORE Network Equipment & Building Systems (NEBS) requirements for Zone 4 Seismic

[Contact Us](#)





## Seismic Class Server Racks

Seismic class server racks are those, which are designed to withstand the seismic shocks. These racks protect your equipment for getting damaged.

[Contact Us](#)



## Techrack , Server Rack Earthquake Kits , Seismic

FSC CODES: 5975, 5805, 5895 / NAICS CODE: 454110 / SIC CODE: 3572 COMPUTER STORAGE DEVICES

[Contact Us](#)

## 124-2247\_installation\_instructions

Install the equipment using two people: With one person on each side of the equipment, slide the equipment all the way into the rails or slides installed previously.

[Contact Us](#)



## Techrack , Server Rack Accry , Earthquake Kits

Provides an adjustable brace to secure an equipment rack to wall or ceiling. Universal Earthquake Brace Kit-incl: brackets, bolt, hex nuts, split washers

[Contact Us](#)



## Rack Server

Servers can only be deployed in dedicated cabinets with vents or specialized liquid cooling cabinets to avoid server failure from overheating as they are high power appliances. Always load equipment into

[Contact Us](#)



### **NAVEPOINT 2U OWNER'S MANUAL Pdf Download , ManualsLib**

View and Download NavePoint 2U owner's manual online. Vertical Wall Mountable Server Rack. 2U racks & stands pdf manual download. Also for: 4u, 00301235, 00301236.

[Contact Us](#)

### **How to Install the 2U Rack Server , FS**

This video takes RS8260 (<https://>) as an example to show how to install a 2U Rack Server.

[Contact Us](#)



### **Seismic 2 Tier or 2 Step Battery Rack**

Assembly Instructions For seismic 2-Tier or 2-Step/2-Tier battery racks with welded uprights

[Contact Us](#)



## 2U Rugged Servers

Rugged 2U servers engineered to meet MIL-SPEC standards with flexible configurations, short-depth options, and reliable performance.

[Contact Us](#)



## 2POST-2UKIT\_installation\_instructions

2Post Conversion Brackets convert 2Post racks into 4Post racks. Available in 2U, 3U, 4U, 5U, 7U.  
P/N: 2POST-2UKIT P/N: 2POST-3UKIT P/N:  
2POST-4UKIT P/N: 2POST-5UKIT P/N:  
2POST-7UKIT

[Contact Us](#)

## 124-2247\_installation\_instructions

Installation Instructions Step 1. Install Server Rail/Slides: Install desired server rails or slides for equipment per manufacturer's instructions.

[Contact Us](#)



## Seismic Rack Cabinet

Seismic Rack Cabinets are engineered to protect critical IT and networking equipment in earthquake-prone areas. Built with reinforced construction, they offer stability, durability, and reliable

[Contact Us](#)



## 2CRSI MONA 2U SERIES INSTALLATION MANUAL Pdf Download

Watch out for the scratches that may be caused by the cabinet, chassis or rails. Be aware of electric shock when installing the servers into the cabinet in use. For servers of 2U or larger form factor, use

[Contact Us](#)



## Contact Us

---

For datasheets, pricing, or custom fiber access solutions, please visit:  
<https://www.frindel.es>