


# **Install the 100G core switch**





## Overview

---

Learn how to mount, ground, connect power, and verify basic switch operation for optimal performance. Edge-core Wedge100BF-32X 32 Port 100G Ethernet Switch User Guide Note: For safety and regulatory information, refer to the Safety and Regulatory Information document included with the switch. It supports various 100G transceivers, including CLR4, LR4/LR4-lite, CWDM4, and OpenOptic, offering flexibility in network configurations. The QSFP28 ports can be configured as single-lane 100G mode, dual-lane 50G mode, single-lane 40G mode, four-lane 25G mode, or four-lane 10G mode. The following cable types are supported: Install two universal AC power supply units (PSUs) in the switch. Page 1 Quick Start Guide 32-Port 100G Ethernet Switch Wedge100BF-32X | Wedge100BF-32QS Package Contents Wedge100BF-32X or Wedge100BF-32QS DC Connector Kit (included with DC PSUs only)—1 connector housing, 3 golden terminal pins, 3 plastic "Y" locking pins Rack Mounting Kit—2. Designed to combine compressed and uncompressed video / audio streams as well as TCP traffic over IP, the MDX series is ideal for.



## Install the 100G core switch

---



### **EDGE-CORE WEDGE100BF-32X QUICK START MANUAL Pdf**

View and Download Edge-Core Wedge100BF-32X quick start manual online. 32-Port 100G Ethernet Switch. Wedge100BF-32X switch pdf manual download. Also for: Wedge100bf-32qs.

[Contact Us](#)

### **Edge-Core Wedge 100BF-32X 100G User Manual , Manualzz**

This manual provides installation, configuration, and troubleshooting information for the 32-port 100G Ethernet switch. Explore features, specifications, and supported transceivers.

[Contact Us](#)



### **Wedge100BF-32X Quick Start Guide**

Caution: Installing the switch in a rack requires two people. One person should position the switch in the rack, while the other secures it using the rack screws.

[Contact Us](#)

### **Edge-corE Minipack-AS8000 128-Port 100G Chassis**

Learn how to install your Minipack-AS8000 128-Port 100G Chassis Switch with this quick start guide. Get the package contents and necessary warnings only from here.



### MDX32C 100G Core Switch

The MDX32C 100G Core Switch Designed to combine compressed and uncompressed video / audio streams as well as TCP traffic over IP, the MDX series is ideal for end-to-end contribution to

[Contact Us](#)



### L3D-10XGF26-100GF: 28-Port L3 10G Fiber Core switch including

Overview Data Center Switch with L3 Features and Super High Speed The AirLive L3D-10XGF26-100GF offers high performance full 24 port 10G SFP+ and 2x 100G QSFP28 uplink ports in a

[Contact Us](#)



### How to install Sonic on Celestica dx010 100g switch

How to install Sonic on Celestica dx010 100g switch In this document i am going to talk about installation of Sonic Network operating system on celestica dx010 32x100G switches If you do these steps you'll

[Contact Us](#)





## **L3D-25XGF56-100GF:56-Port L3 25G Fiber Core switch including**

Overview Data Center Switch with L3 Features and Super High Speed The AirLive L3D-25XGF56-100GF offers high performance full 48 port 25G SFP28 and 8x 100G QSFP28 uplink ports in a

[Contact Us](#)



## **LANCOM CS-8132F: LANCOM Systems GmbH**

From 10G access switches and 10G/25G aggregation switches to the 100G core switch: With the LANCOM switch portfolio, you can implement modern three-tier

[Contact Us](#)

## **Upgrade core to 100G**

Upgrade core to 100G - Recommendations? We are looking to purchase some new switches to upgrade our core. We are looking for a pair of 32/36 port 100G switches, or if a case can be made for it a

[Contact Us](#)



## **100G Data Center Switches: Driving the Future through Open**

As AI advances, the 100G data center switch market is thriving. Navigating the open network trend and selecting the right switch can be challenging. In this article, we'll introduce you to

[Contact Us](#)


## **How to Install and Use NVM (Node Version**



Manager)

NVM allows you to easily install and manage different versions of Node and switch between them on a per-shell basis. This guide describes how to

[Contact Us](#)



### **L3D-100XGF32-100GF:32-Port L3 100G Fiber Core switch**

Data Center Switch with L3 Features and Super High Speed The AirLive L3D-100XGF32-100GF offers high performance full 32 port 100G QSFP28 in a compact 1U form factor it also has two additional

[Contact Us](#)

### **100G Cloud Data Center switch**

Explore Edgecore's high-performance 100G and 40G bare-metal data center switches for ToR and spine deployments. Featuring the industry's first OCP



[Contact Us](#)



### **Understanding the Power of a 100GB Switch in Your**

Cost Efficiency and Deployment Benefits What Are the Best 100GB Ethernet Switches in the Market? Top Brands Offering 100G Switches


[Contact Us](#)



### **100G Ethernet FPGA IP Core Solution , Hitek Systems**

100Gbps Ethernet FPGA IP Core solution from Hitek Systems offers integrated IEEE 802.3ba compliant package for NIC cards and Ethernet switching applications.

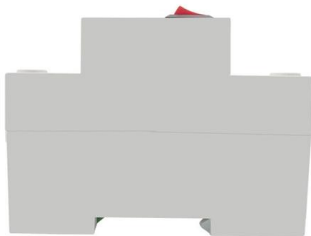
[Contact Us](#)



### **How to Seamlessly Upgrade to 100G Ethernet: A Practical Guide for**

Learn how to upgrade from 10G/40G to 100G Ethernet with a step-by-step plan. Discover 100G optics, cabling, compatibility tips, and future-proofing strategies for high-performance networks.

[Contact Us](#)



### **C-LIGHT 100G Switch: High-Reliability Core Solution for Zero-Packet**

CLS6862-54XC is a 100G high-performance switch designed for data centers and enterprise networks, delivering robust performance, reliability, and scalability.

[Contact Us](#)



### **10M/100M/1G/10G/25G Advanced Ethernet TSN Switch**

The 10M/100M/1G/10G/25G/100G Ethernet Switching IP is an advanced Ethernet Switch IP with an extensive set of QoS features, statistics and Time Sensitive

[Contact Us](#)





## MDX32C 100G Core Switch

Part of the Media Links 100G Ecosystem, the MDX32C Core Switch supports 32 ports of up to 100GbE connectivity each, for a total switching capacity of 6.4 Tbits/sec.

[Contact Us](#)



## Huawei Switch 100G: Your Network's Lifeline? Is Enterprise Agility

It's clear. Choosing the Huawei Switch 100G is less about replacing old hardware and more fundamentally redefining your network's potential. When your core can effortlessly handle 100G

[Contact Us](#)

## Wedge100BF-32QS Quick Start Guide

Note: The switch has the Open Network Install Environment (ONIE) software installer pre-loaded on the device, but no system software image. Attach each of the front- and rear-post brackets to the device

[Contact Us](#)



## Intel Ethernet Adapters and Devices User Guide

Welcome to the User Guide for Intel® Ethernet Adapters and devices. This guide covers hardware and software installation, setup procedures, and troubleshooting tips for Intel network adapters,


[Contact Us](#)



## Edge-core Wedge100BF-32X 32 Port 100G Ethernet

The Wedge100BF-32X 32 Port 100G Ethernet Switch user manual provides detailed specifications, installation instructions, and product usage

[Contact Us](#)



## LANCOM CS-8132F: LANCOM Systems GmbH

Von 10G Access Switches über 10G/25G Aggregation Switches bis hin zum 100G Core Switch: Mit dem LANCOM Switch-Portfolio realisieren Sie moderne

[Contact Us](#)

## UltraScale Devices Integrated 100G Ethernet v2.3

Introduction The Xilinx® UltraScale™ Devices Integrated 100G Ethernet IP core provides a high performance, low latency 100 Gb/s Ethernet port that allows for a wide range of user customization

[Contact Us](#)



## L3D-100XGF32-100GF:32-Port L3 100G Fiber Core switch

Use the AirLive L3D-100XGF32-100GF as the core link between all other switches in the network. Using its 100G Fiber ports to transfer large data fast and reliable.

[Contact Us](#)





## Contact Us

---

For datasheets, pricing, or custom fiber access solutions, please visit:  
<https://www.frindel.es>