

# How to remove the pigtail connector





## How to remove the pigtail connector

---



### How to Replace a Pigtail Connector

A pigtail connector is simply a short section of wiring harness terminated with a specific plug designed to mate with a component, such as a sensor, light, or solenoid. These connectors

[Contact Us](#)

### How To Repair Pigtail Connector?

The video tutorial demonstrates the depin and repin method for repairing automotive wiring harness connectors, specifically pigtails. It outlines

[Contact Us](#)



### A Quick How to Repair & De-pin A Car Pigtail Connector

A quick video to show you how to the process of how to re-pin and repair an automotive connector. Got Pigtails?

[Contact Us](#)

### How to remove stuck, connectors, sensors, pigtails, quick, trick

How to remove stuck, connectors, sensors, pigtails, quick, trick QUICKTIMES MECHANIC  
2.74K subscribers Subscribe

[Contact Us](#)



### Pig tail wire removal

This video will show you how to remove wires from pig tail connector and also how to unplug pig tail connector, thanks for watching.

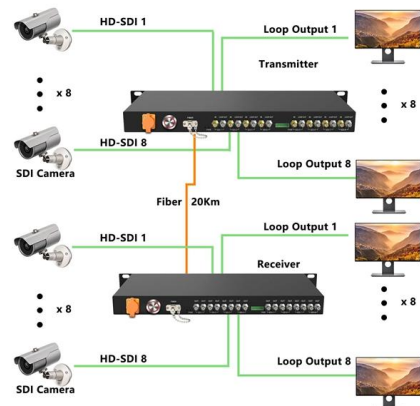
[Contact Us](#)



### Safely Disconnecting U.FL Antenna Pigtail Connectors from a

Once removed you are ready to remove the antennas that come stock with the LT500, or leave them in place and tape the cables off to the case, so that you can then place your new antenna connectors

[Contact Us](#)



### How to Replace a Pigtail Connector

Learn the proper, safe techniques for replacing damaged electrical pigtail connectors, ensuring a durable, verified repair.

[Contact Us](#)



## Videos , FindPigtails

How To Remove Wire Pins From Push-In Automotive Connector September 7, 2022 View More

[Contact Us](#)



### How to repair automotive wire harness connectors, pigtails: B27A3

Quick Video Demonstration on how to repair a wiring harness connector, pigtail, plug. This is the de-pin, re-pin method Refer to our website to view what t

[Contact Us](#)

### Step-by-Step Guide: How to De-pin Connectors like a Pro

Ever found yourself needing to disassemble connectors to repair or replace cables, but unsure how to go about it ? This video is an easy-to-follow, step-by-step guide to removing and depinning

[Contact Us](#)



### How To Repair A Damage Pigtail Plug?

This video demonstrates the repair of automotive wiring harness connectors, specifically the de-pin and re-pin method used for common pigtails,

[Contact Us](#)



## What Is a Pigtail in Electrical Wiring?

Learn what an electrical pigtail is and why this short jumper wire is essential for safe, code-compliant connections in home wiring projects.

[Contact Us](#)



## Automotive Pigtail & Connector Experts , How to Release Terminals,

Check out this video to learn how to successfully detach the terminals/pins from an automotive harness connector.

[Contact Us](#)

## How to replace pigtail connector? : r/MechanicAdvice

The issue is removing the wire that's there so I can replace it with the existing wiring. The wire seems to be connected to the silver plating inside and I'm not sure how to detach.

[Contact Us](#)



## How Do You Replace a Pigtail Connector: A Step-by-Step Guide

In this step-by-step guide, we will explore the process of replacing a pigtail connector. Whether you are a DIY enthusiast or someone facing an electrical issue, understanding how to

[Contact Us](#)



### Repair and DePin/RePin Automotive Connector, Pigtail, Plug

Here is a short video on how to quickly repair a wiring harness connector. It's one of the most common pigtails in the automotive repair industry ndPigtail

[Contact Us](#)



### Replacing and Repairing Automotive Connectors, Pigtails and

Here are more like it: How to de-pin a pigtail connector: o How to repair an automotive wiring harness


[Contact Us](#)



### Homemade Cell Phone Signal Booster: 5 Ways To Do It

Antenna connector is a device that connects two antennas together. Copper wire with a thick gauge; Compatible pigtail connection for your mobile

[Contact Us](#)



### How to replace pigtail connector? : r/MechanicAdvice

I need to remove the wire from this new connector, and replace it with the existing wire from the car. Can someone explain or perhaps post video showing how to do it with this style connector?

[Contact Us](#)


### Automotive Pigtail Connector Maintenance



**and Care:**

Automotive connectors are crucial parts of contemporary cars that provide efficient power and data transfer between various electronic systems. To preserve optimal

[Contact Us](#)



### Replacing and Repairing Automotive Connectors, Pigtails and


Repairing damaged, corroded & broken pigtails and connectors - NACE with Jim Bates - Wrenchin' UpGot Pigtails? Let us know what you need help with on the com

[Contact Us](#)

### De-Pin and Re-Pin , FindPigtails

How to de-pin/re-pin automotive connectors in 7 easy steps like a pigtail expert. Find the right tools, remove the front cap, release the catch,

[Contact Us](#)



### How to replace pigtail connector

This shirt was inspired by one of my loyal subscribers. hope you like the shirt Fred Custom designed graphic is printed in vivid color and high resolution using state of the art color transfer

[Contact Us](#)

### Quick How To: Pigtail Repair & Connector



## Repair

Here are more like it: [How to de-pin a pigtail connector](#): [o How to repair an automotive wiring harness](#)

[Contact Us](#)



### How to replace pigtail connector

\*Want to own the tools I use ?? Click on the amazon link below to get my top 5 Tools I use\*  
Automotive Test Light- <https://amzn.to/3z1Pdx>  
Flexible

[Contact Us](#)

### How to Rewire an Electrical Connector with a New Pigtail , Step-by

If you're dealing with broken connectors, brittle wires, corrosion, or intermittent electrical issues, replacing the connector with a pigtail is often the best fix. Kyle walks you through

[Contact Us](#)



### Automotive Pigtail & Connectors , How to Release Terminals, De-Pin

#automotiveconnectors #depinconnector Here are a few clips demonstrating how to successfully release the terminals/pins from an automotive wiring harness conn

[Contact Us](#)





## How to Replace Automotive Pigtails and Repair Broken Wiring

How to de-pin and re-pin automotive wiring connectors using D81B3, 3-terminals Replacing and Repairing Automotive Connectors, Pigtails and Harnesses

[Contact Us](#)



## Contact Us

---

For datasheets, pricing, or custom fiber access solutions, please visit:  
<https://www.frindel.es>