

How to adjust the spectrometer in Multisim





Overview

To access this component up, click on the button on the device toolbar or go to Simulate>Instruments>Spectrum Analyzer. Multisim's Spectrum Analyzer does not generate the noise normally expected in a real-world spectrum analyzer. In reality, the noise generated by a spectrum analyzer (due to the random electron motion through the various components of an analyzer) is amplified by the various gain stages in the. National Instruments will, at its option, repair or replace software media that do not execute programming instructions if National Instruments receives notice of such defects during the warranty period. Each tutorial in this series provides you with step-by-step instructions on how to configure and run the different SPICE analyses available in Multisim, powerful simulation and analysis while abstracting the complexity of SPICE syntax.



How to adjust the spectrometer in Multisim



Spectrum Analyzer. NI Multisim

NI Multisim: NI Multisim is a popular circuit design and simulation software used by engineers and students. The software provides a wide range of capabilities, including circuit simulation, PCB

[Contact Us](#)

Multisim Tutorial , Instrumentation LAB

Introduction: Multisim is a circuit simulator powered by SPICE. SPICE is the industry standard circuit simulation engine, developed here at Berkeley. SPICE itself is

[Contact Us](#)



Entering Expressions in Analyses in Multisim

This tutorial is part of the SPICE Analysis Fundamentals Series. Each tutorial in this series provides you with step-by-step instructions on how to

[Contact Us](#)



Customize the Measurement Probe Display in NI Multisim

Click Apply then OK to close the Probe Properties dialog. Depending on what you changed, the probe display window may be too large, if so, complete the following steps: Click on the



Configuring a Transient Analysis in Multisim

1. Introduction In Transient Analysis, also called time-domain transient analysis, Multisim computes the circuit's response as a function of time. This


[Contact Us](#)



13.1(1)

13.1(1) MULTISIM DEMO 13.1: INTRODUCTION TO THE SPECTRUM ANALYZER As you would expect, Multisim allows users to analyze signals in the frequency domain. There are two ways to do

[Contact Us](#)



Use the Filter Wizard in NI Multisim

The Multisim Filter Wizard lets you design numerous types of filters by entering particular specifications into its fields. The designed circuit can then be

[Contact Us](#)



how to use oscilloscope in multsim

In this tutorial you will learn 1. how to use oscilloscope in multsim, 2. oscilloscope in multsim, 3. use of oscilloscope in multsim, 4. how to observe any signal

[Contact Us](#)



Setting up simulation

Get help on how to use our online circuit design and simulation tools as well as information on how specific circuit components are modeled and simulated.

[Contact Us](#)

13.1(1)

Under the Frequency field on the Spectrum Analyzer's control panel, set the Start frequency to 1 Hz and press the Enter button. When you are ready, begin the Interactive Simulation by pressing F5 or one

[Contact Us](#)



Multsim_Hints_for_321-lab_13

Note: This is a brief summary of how to use a small part of a powerful and flexible tool. Hopefully, it will explain most of what you need for the first couple of multsim labs. For further guidance on specific

[Contact Us](#)



how to compute voltage gain using multisim simulation?

hello, plz my Q is how to measure the voltage gain using the oscilloscope in multisim simulation?? the circuit is about biasing single transistor amplifier thank you in advance

[Contact Us](#)



How to Zoom In on Oscilloscope Multisim: The Quickest and Easiest


Multisim, a popular electronics simulation software, offers a range of zooming tools to facilitate this process. In this comprehensive guide, we will delve into the various methods of

[Contact Us](#)

Spectrum Analyzer in Multisim Guide , PDF

Spectrum Analyzer in Multisim Guide The document introduces the spectrum analyzer instrument in Multisim which can measure signals in the frequency domain.

[Contact Us](#)



13.1(1)

We'll cover the first one in this present section. In Multisim, the instrument which can measure signals in the frequency domain is called the Spectrum Analyzer. To access this component up, click on the

[Contact Us](#)



NI Multisim User Manual

Multisim is the schematic capture and simulation application of National Instruments Circuit Design Suite, a suite of EDA (Electronics Design Automation) tools that assists you in carrying out the major

[Contact Us](#)



Archived: Multisim User Guide

Multisim documentation consists of this User Guide, the Component Reference Guide and online help. All Multisim users receive PDF versions of the User Guide and the Component Reference Guide.

[Contact Us](#)

How to check frequency response on MultiSim, Frequency meter in Multisim

Measuring Voltage Gain and Bandwidth on CE Amplifier on Multisim #67: Basics of Common Emitter Amplifier Gain and Frequency Response with Measurements

[Contact Us](#)



How to Calibrate a Spectrometer: A Complete Step-by

Spectrometers are precision instruments used to measure the intensity of light across a spectrum. They are vital in various scientific fields, including

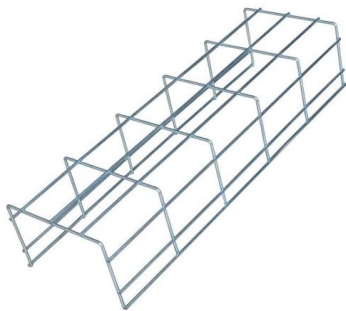
[Contact Us](#)



Entering Expressions in Analyses in Multisim

In Multisim you have the ability to add expressions into analyses. The analysis tools in Multisim provide a sophisticated manner in which to study the

[Contact Us](#)



Configuring a Noise Analysis in Multisim

Each tutorial in this series provides you with step-by-step instructions on how to configure and run the different SPICE analyses available in Multisim,

[Contact Us](#)

NI Multisim User Manual

You can customize virtually any aspect of Multisim preferences, including the colors used in your circuit, page size, zoom level, auto-backup interval, symbol set (ANSI or DIN) and printer setup.

[Contact Us](#)



A Quick EE-331 Tutorial on Multisim Circuit Analysis

R. B. Darling - Winter 2011 This is a quick step-by-step tutorial that can be followed to learn the basics of circuit simulation using National Instruments Multisim. Part 1 covers the entry of a schematic

[Contact Us](#)

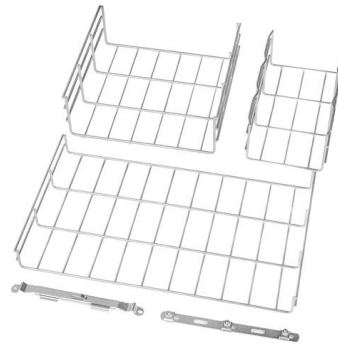




Configuring a Fourier Analysis in Multisim

Multisim features a comprehensive suite of SPICE analyses for examining circuit behavior. These analyses range from the basic to sophisticated.

[Contact Us](#)



TAP 701

TAP 701- 2: How to set up a spectrometer
Important: NEVER LIFT A SPECTROMETER BY ITS "ARMS" A Focusing Adjust the eye piece so you can see the cross-hairs with a relaxed eye Focus the

[Contact Us](#)

Configuring a Transient Analysis in Multisim

Each tutorial in this series provides you with step-by-step instructions on how to configure and run the different SPICE analyses available in Multisim,

[Contact Us](#)



1075KW HH ESS

How do you use the spectrum analyzer?

I found the Multisim help file for the spectrum analyzer to be quite useful. To get it, open up your spectrum analyzer and press F1. There's an entire content tree of information including

[Contact Us](#)





Using the Spectrum Analyzer

To change the maximum amplitude displayed on the screen, enter a voltage value in the Range field.

[Contact Us](#)



Contact Us

For datasheets, pricing, or custom fiber access solutions, please visit:
<https://www.frindel.es>