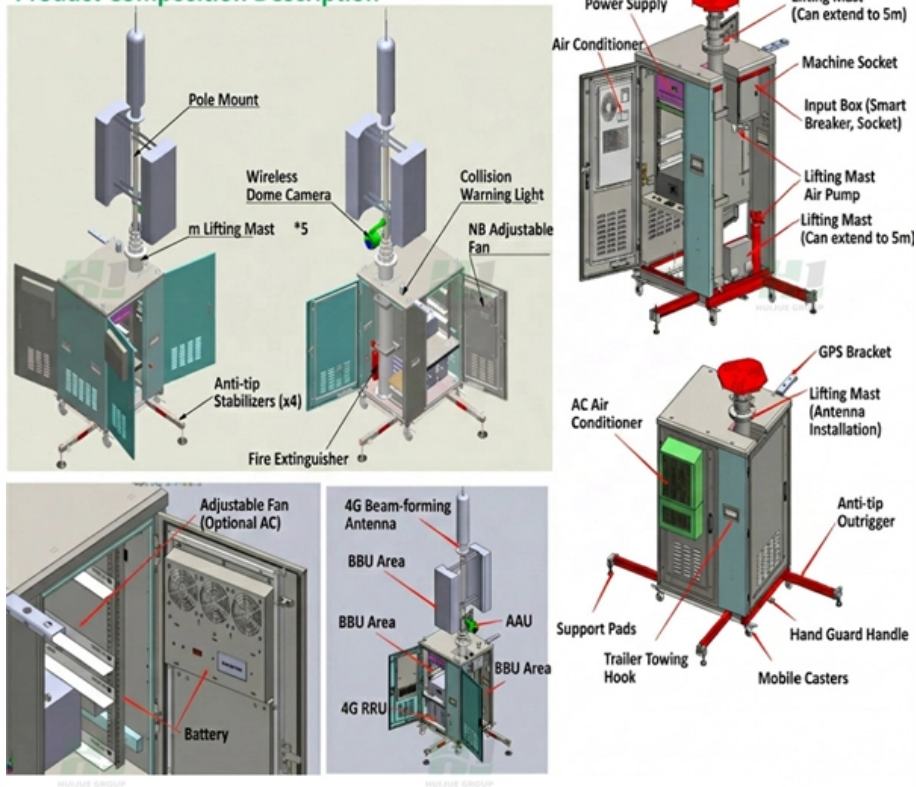


# How is the Dalin spectrometer

## Product Composition Description





## How is the Dalin spectrometer

---



### Dynamic Light Scattering (DLS)

Dynamic light scattering (DLS), sometimes referred to as Quasi Elastic Light Scattering (QELS), is a non-invasive, well-established technique for measuring the size and size distribution of molecules

[Contact Us](#)

### Spectrometer Is Inexpensive And Capable

The device which does this is called a spectrometer and [Justin Atkin] invites us along for his build. Video can also be seen below.

[Contact Us](#)




### Dalin Yang

Postdoctoral Research Scholar @ Washington University , Medical Imaging, fMRI · Washington University in St. Louis provided a platform for advancing expertise in

[Contact Us](#)

### Unlocking the Power of DLS in Spectroscopic Analysis

Courier Corporation. Pecora, R. (1985). Dynamic Light Scattering: Applications of Photon Correlation Spectroscopy. Springer. International Organization for Standardization. (2017). ISO



### Dalin Yang

Small Grant Program Award, McDonnell Center for Systems Neuroscience Postdoctoral Fellow Award, Society of Functional Near-Infrared Spectroscopy McDonnell Neuroscience Travel Award,

[Contact Us](#)

### Magnetic Spectrometers

Magnetic MASS Spectrometers Physics Aim: attribution of a reaction product to a nucleus => high efficiency over a wide range of masses and energies

[Contact Us](#)



### Dynamic Light Scattering

All DLS spectrometers use a laser as a source of coherent light. This means that all the light incident on the sample is in phase. At any instant the scattering particles will have a particular set of positions

[Contact Us](#)





**Peter DALIN , scientist , PhD , Swedish Institute of Space Physics**

Peter DALIN, scientist , Cited by 1,326 , of Swedish Institute of Space Physics, Kiruna , Read 126 publications , Contact Peter DALIN

[Contact Us](#)



### **Dynamic Light Scattering (DLS)**

In experimental practice, one determines this Rayleigh ratio by calibration, typically using toluene as a scattering standard.

[Contact Us](#)

### **Dynamische Lichtstreuung (DLS) , 3P Instruments**

Dynamic light scattering (DLS) or photon correlation spectroscopy (PCS) is a very common method for measuring the particle size of suspensions and emulsions,

[Contact Us](#)



### **How Does A Dynamic Light Scattering Experiment Work**

DLS is effective for assessing the homogeneity of proteins, nucleic acids, and their complexes, as well as interactions between proteins and small

[Contact Us](#)

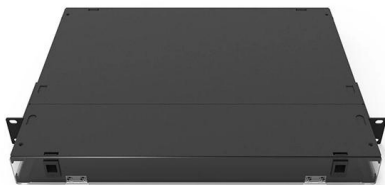
**Jerome Dalin on LinkedIn: Integration of**



### Merck Raman Analyzer with

Bioreactor agnostic is a key benefit of our ProCellics Raman Analyzer. Check out the great example below with Eppendorf Bioreactor?

[Contact Us](#)



### Dynamic Light Scattering Spectrometer , Central Laboratory

DLS/SLS techniques are suitable for micron particles, nano-sized particles, and macromolecules. Analyzes of polymer solutions, colloidal systems, aggregates, micelles, biological systems (proteins,


[Contact Us](#)

### Spectroscopy: DLP NIRscan Nano Spectrometer

DLP NIRscan Nano Optical Bench The pages up to this point considered the properties and operation of the individual components within a spectrometer



[Contact Us](#)



### 5 How the spectrometer works

5 How the spectrometer works NMR spectrometers have now become very complex instruments capable of performing an almost limitless number of sophisticated experiments. How-ever, the really

[Contact Us](#)

### Dynamic Light Scattering (DLS) Particle Size Analysis ,



Next-generation multi-angle DLS turnkey design with built-in consistency checks, raw photon access, and intelligent spike filtering for fast, reliable particle sizing. Figure 1. Schematic diagram of a typical

[Contact Us](#)



### Charlie Dalin knocking on the door of a famous Vendée

Charlie Dalin, who has led the Vendée Globe since December 30th is on the cusp of victory, counting down the final 150 miles to the Les Sables

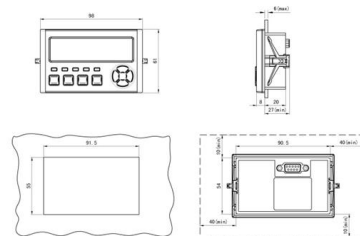
[Contact Us](#)



### ASD Portable Spectrometers & Spectroradiometers , Malvern Panalytical

ASD Visible, NIR (and SWIR) spectrometers & spectroradiometers are the industry standard in helping you improve and streamline your research and production.

[Contact Us](#)



### Yang Dalin

Semantic Scholar profile for Yang Dalin, with 2 highly influential citations and 11 scientific research papers.

[Contact Us](#)



## How Does a Spectrometer Work? Principles Explained

How Does a Spectrometer Work? Principles Explained An optical spectrometer, like the Ossila USB spectrometer, is the most common type. They take light, separate it by wavelength and create a

[Contact Us](#)



## Dynamic Light Scattering DLS

The basic principle is simple: The sample is illuminated by a laser beam and the fluctuations of the scattered light are detected at a known scattering angle  $\theta$  by a


[Contact Us](#)



## How to Talk to Dr Dalin "Wishful Thinking" Stalker 2 Heart of

Follow this walkthrough to find and interact with Dr. Dalin, ensuring you progress through the mission seamlessly. Perfect for players seeking clear guidance in Stalker 2: Heart of Chernobyl.

[Contact Us](#)



## SCiO: The Unsteady Journey Of A Kickstarter Darling

SCiO, the pocket-sized molecular analyzer. Courtesy Many may remember SCiO, the Kickstarter sensation that in 2014 announced the creation of

[Contact Us](#)






## What Is Raman Spectrometry and How Does It Work?

Raman spectrometry offers several advantages. It is a non-destructive technique, meaning it does not alter or damage the sample. Minimal to no sample preparation is required,

[Contact Us](#)



## Fraunhofer, Joseph von (1787-1826)

Joseph Fraunhofer was a Bavarian physicist and optician who devised the first spectrometer and used it to identify dark lines in the Sun's spectrum.

[Contact Us](#)

## Contact Us

For datasheets, pricing, or custom fiber access solutions, please visit:  
<https://www.frindel.es>