

Direct First-Stage Spectrometer





Direct First-Stage Spectrometer



An integrated hot-stage microscope-Direct Analysis in Real-Time

ABSTRACT: This paper describes a new analytical instrument that combines a precisely temperature-controlled hot-stage with digital microscopy and Direct Analysis in Real-Time mass spectrometry

[Contact Us](#)

Atomic emission spectroscopy

Atomic emission spectroscopy (AES) is a method of chemical analysis that uses the intensity of light emitted from a flame, plasma, arc, or spark at a particular wavelength to determine the quantity of an

[Contact Us](#)



Mass Spectrometry

Mass spectrometry is defined as an analytical technique that provides both elemental and molecular information with high sensitivity and low limits of detection, making it suitable for the characterization

[Contact Us](#)

the mass spectrometer

The amount of deflection also depends on the number of positive charges on the ion - in other words, on how many electrons were knocked off in the first stage. The

[Contact Us](#)



Optical Spectrometers introduction

How Does A Spectrometer Work? Optical Bench Design
How to Configure A Spectrometer For Your Application
Stray Light and Second-Order Effects
The modular AvaSpec line of instruments provides you with a number of configuration options to optimize the optical and spectroscopic performance of your instrument for your application. See more on avantes Merck

Direct Detect® Spectrometer Protocols - Merck

Check the Protocol of the direct detect spectrometer that includes step-by-step instructions on sample loading, measuring and FTIR analysis, along with component parts.

[Contact Us](#)




Femtosecond stimulated Raman spectroscopy

First demonstrated in 1994, femtosecond stimulated Raman scattering (FSRS) has gained popularity since the early 2000s as an ultrafast pump-probe vibrational spectroscopy

[Contact Us](#)



**A Feature Direct-Reading Spectrograph ,
Springer Nature Link**



As an illustration of this observation, Fig. 1 shows the first Dow-Baird Direct-Reading Spectrograph which was introduced 17 years ago, and Figs. 2 and 3 show more recent installations of Direct

[Contact Us](#)

Four-stage diamond spectrometer for low-energy proton identification

A four-stage spectrometer with planar single-crystal chemical vapour deposition (sCVD) diamond sensors is presented. It is capable of measuring low-energy protons in the range of 3 MeV -

[Contact Us](#)



The Basics of UV-Vis Spectroscopy


Spectroscopy allows the study of how matter interacts with or emits electromagnetic radiation. There are different types of spectroscopy, depending on the wavelength range that is being measured. UV-Vis

[Contact Us](#)

Gamma Ray Spectrometers

First, aside from those missions with static sources and detectors, the analysis of gamma-ray spectroscopy involves the analysis of a time series of spectra, in particular for the purposes of

[Contact Us](#)





Direct Reading Spectrometer

The Direct Reading Spectrometer delivers mission-critical analytical performance across sectors where elemental composition dictates functional reliability, regulatory compliance, and

[Contact Us](#)

Tandem Mass Spectrometry

Tandem mass spectrometry, also known as MS/MS (mass spectrometry/mass spectrometry), is a process by which gas-phase ions of an analyte resulting from an initial ionization undergo separation

[Contact Us](#)



Hot-stage microscopy

Direct Analysis in Real-Time mass spectrometry (DART-MS) is an ambient ionisation technique that uses a heated stream of metastable helium species directed at a sample in open air.

[Contact Us](#)

Advanced FTIR Spectroscopy

The first approach³⁶ is simply the direct use of in-phase (I) and quadrature (Q) spectra. By using the surface phase reference, the in-phase spectrum enhances the surface absorption features and

[Contact Us](#)





Measurement Techniques for Mercury: Which

Measurement Techniques for Mercury: Which Approach Is Right for You? The advantages and disadvantages of measuring mercury with cold vapor

[Contact Us](#)

20.3: Mass Spectrometers

Solid and non-volatile liquids are sampled by inserting them directly into the ion source through a vacuum lock that allows the mass spectrometer to remain under

[Contact Us](#)



Full Spectrum Direct Reading Spectrometer Supplier

If you have any problems with the direct reading spectrometer you purchased from Drawell, we have professional engineers to solve it for you. We support one-year

[Contact Us](#)

Encapsulating Knowledge: The Direct Reading Spectrometer

The direct reading emission spectrometer was developed during the 1940s. By substituting photo-multiplier tubes and electronics for photographic film spectrograms, the interpretation of special

[Contact Us](#)





Direct reading spectrochemical analysis with a rapid-scanning

The optical, mechanical, and electronic features of a rapid-scanning spectrometer for direct reading spectrographic analysis are described.

[Contact Us](#)

Selecting the best Q Exactive Orbitrap mass spectrometer scan mode

In the Full MS/AIF mode, the instrument continuously acquires two different full MS scans. The ions intended for the first full MS scan are directly injected from the C-Trap into the Orbitrap mass

[Contact Us](#)



(PDF) Fast spectrometer near the Heisenberg limit with


We present a single-photon-sensitive spectrometer, based on a linear array of 512 single-photon avalanche diodes, with 0.04 nm spectral and 40 ps

[Contact Us](#)

1 Introduction to Mass Spectrometry, a Tutorial

1.1 Introduction In the past 30 years, mass spectrometry (MS) has undergone a spectacular development, in terms of both its technological innovation and its extent of application. On-line liquid

[Contact Us](#)





Time of Flight Mass Spectrometry

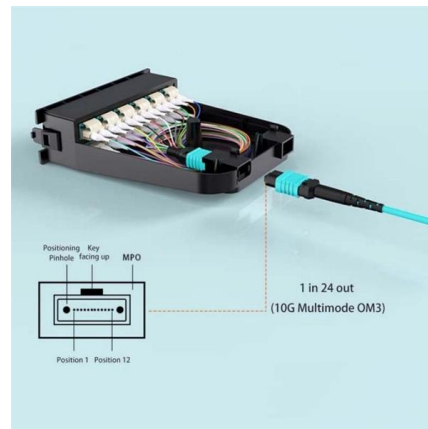
Learn about time of flight mass spectrometry for your A-level chemistry exam. Find information on ionisation, acceleration and detection.

[Contact Us](#)

Mass spectrometry

Mass spectrometry (MS) is an analytical technique that is used to measure the mass-to-charge ratio of ions. The results are presented as a mass spectrum, a plot of

[Contact Us](#)



Contact Us

For datasheets, pricing, or custom fiber access solutions, please visit:
<https://www.frindel.es>