

Color values of the distribution box





Color values of the distribution box



Box Distribution

A box distribution in computer science refers to a pattern where each pixel on a digital display, such as an LCD or PDP, is composed of three color components arranged in a box-like structure without

[Contact Us](#)

6.10.2 Grouped Box Chart with Color Indexed Data

Click the OK button. The data points and distribution curves will appear on the graph as shown below: Customizing the Boxes and Statistical Markers Double click on

[Contact Us](#)



How to Control Colors in Seaborn Boxplot

This includes not only the primary box color but also elements like the whiskers, median lines, and caps. Effective color utilization can significantly

[Contact Us](#)

Technical Requirements for Distribution Box in Electrical Industry


16. The distribution box system drawings are shown in the attached drawings. The above is the technical requirements of distribution box. On the premise of ensuring safety, the distribution box is still



Explore Power Distribution Box Types and Functions

Power distribution boxes are used in commercial and residential buildings and are part of the electrical system, also known as switchboards.


[Contact Us](#)



How to Read and Interpret Your Distribution Box Labels

Understand your distribution box labels to identify circuits, improve safety, and troubleshoot electrical issues in your home with confidence.

[Contact Us](#)



Boxplot with Data Labels and Color Customization in

In many cases, the diagram layout and color scheme also need to be adapted to align with an existing design. Below is the representation of the color

[Contact Us](#)





Control colors in a Seaborn boxplot

Specifying a color for each distribution Specifying colors 'by hand' is quickly performed by creating a dictionary composed of 'category': 'color' pairs as key:value, such as we did in the following

[Contact Us](#)



Box Plot Explained with Examples

Learn about using box plots (aka a box and whisker plot) to compare distributions of measurements between groups.

[Contact Us](#)

What Is a Distribution Box?

What to Look for When Choosing a Distribution Box If you're going to buy a distribution box, there are several things you should look for. You should

[Contact Us](#)



Learning to Customize Boxplot Colors with Seaborn

Whether your objective requires a single uniform color, specific colors for each category, a highlighted outlier group via conditional logic, or a professionally designed color palette, Seaborn provides robust


[Contact Us](#)

6.10.1 Box Plot



In the Background tab, expand the Color option, click the vacant color under the Custom controls to open the Colors dialog. In the Custom tab of this dialog box,

[Contact Us](#)



12 types of distribution boxes and how to choose them

How to Choose the Right Distribution Box: Your Step-by-Step Guide So, you've seen the options--now what? Choosing the best distribution box isn't rocket science, but it does need a bit of thought. I'll

[Contact Us](#)

What is the Internal Structure of The Distribution Box

Learn about the internal structure of a distribution box, its components, functions, and key types. Understand its role in electrical systems

[Contact Us](#)



A complete guide to box plots

A complete guide to box plots What is a box plot? A box plot (aka box and whisker plot) uses boxes and lines to depict the distributions of one or more groups of

[Contact Us](#)



Distribution Box Guide: Types, Components & Solutions

Understand distribution boxes (DB boxes) in 5 minutes. Learn about types, components, functions, and uses. Find the perfect DB box for your needs.


[Contact Us](#)



unsupervised_topic_modeling/topics/en/17/100/100/topics at

Contribute to annontopicmodel/unsupervised_topic_modeling development by creating an account on GitHub.


[Contact Us](#)



Box plots with custom fill colors

Box plots with custom fill colors # To color each box of a box plot individually: use the keyword argument patch_artist=True to create filled boxes. loop through the

[Contact Us](#)



Color Distribution

Box-based color model: To reduce computation time, Tu et al. used a box-based color model which using box-based subspace to represent a codeword. The three edge-lengths values of the box

[Contact Us](#)





Understanding Distribution Boxes: Your Guide to Power

Weatherproof Distribution Boxes These serve specific outdoor purposes, with rain, dust, and extreme temperatures sealed shut, protecting any

[Contact Us](#)



What Is an Electrical Distribution Box? A Complete Guide

What Is an Electrical Distribution Box? An electrical distribution box serves as a centralized unit for distributing electrical power within

[Contact Us](#)



boxchart

To specify the color of the box edges and median line separately, you can use the BoxEdgeColor property. To specify the color of the median line only, use the

[Contact Us](#)



Colorfill Boxplot with Lines and Dots using R

This article will guide you through how to create color-filled boxplots in R using the ggplot2 package, and show you how to enhance them with lines,

[Contact Us](#)



Control colors in a Seaborn boxplot

Control colors in a Seaborn boxplot Through the following examples, we cover 5 tips to customize the colors inside a boxplot figure.

[Contact Us](#)



Custom Fill Colors for Box Plots , Python Matplotlib Tutorial , LabEx

This tutorial will guide you through the process of creating custom fill colors for box plots using Python Matplotlib. Box plots are a type of graph used to display the distribution of a set of data.

[Contact Us](#)



Add color to specific groups of a boxplot

A boxplot summarizes the distribution of a numeric variable for one or several groups. It can be useful to add colors to specific groups to highlight them. For example, positive and negative controls are likely

[Contact Us](#)



Box plots with custom fill colors

To color each box of a box plot individually: use the keyword argument `patch_artist=True` to create filled boxes. loop through the created boxes and

[Contact Us](#)



Contact Us

For datasheets, pricing, or custom fiber access solutions, please visit:
<https://www.frindel.es>